



# LIVYN

2015-2016



DISCOVER A WORLD YOU'D LOVE TO LIVE IN

## WELCOME

04 The benefits of Livyn floors

06 What makes a Quick-Step Livyn floor so unique?



## DISCOVER

10 Pure

With these floors you can create a sleek look & feel.

12 Natural

The natural look and earthy shades of these floors bring a truly authentic style to your home.

18 Charming

Inspiration for harmonious living spaces.

20 Vibrant

Trendy floors for endless combinations.



## CHOOSE

- 24 How to choose
- 27 Essential
- 28 Essential V4
- 29 Essential Loose Lay

## INSTALL & FINISH

- 30 Easy to install
- 31 Maintenance





# THE BENEFITS OF LIVYN FLOORS



## WEAR RESISTANT AND QUIET

Livyn is **highly wear-resistant**. The **strong and durable surface layer** makes Livyn floors ideal for spaces which are used intensively. This new premium floor is so strong that Quick-Step gives at least 20 years wear warranty!

## KID PROOF

It's important that a busy home can be kept **clean easily**. Livyn has a sealed surface and a **protective PU coating** to stop dirt and stains. Coffee, fruit juice or jam: just wipe the floor clean.



### WARM CHARACTER

These new floors not only feel cosy and warm, they are also so soft you'll be tempted to walk around barefoot once your floor is installed.

Livyn is also a good thermal conductor which means it's **perfectly suited for under floor heating**.  
Comfort guaranteed!

### 100% WATERPROOF

Livyn is made of high-quality synthetic material which means the floor is **waterproof**. These floors are consequently ideal for **bathrooms and kitchens** where they need to be resistant to wet conditions.

### GREAT FOR RENOVATIONS


Livyn floors are **thin and flexible** meaning they can easily be laid on top of many existing, level floor coverings. This will save you a lot of removal effort and lets you renovate your space without too much hassle.

# WHAT MAKES A QUICK·STEP® LIVYN




1.

TRENDY DESIGNS



2.

A COMPLETE RANGE



3.

INNOVATIVE FINISH



We closely follow developments in fashion, architecture and interior design passionately, and translate what we see into **leading, trendy floor designs**.

For the new Livyn collection we have created a range of floors with **colours and wood characters** to meet a variety of tastes. We have also chosen a **longer, wider, more elegant plank format** that enhances the wood patterns even more. On top of that, we have added a super-sized plank, with a length of 1500mm, giving your room just that little bit extra flavour.

Thanks to the **matching surface structures**, we can emphasise the character of the plank in even more detail. Our **innovative edge finish** technique allows us to increase or reduce the authentic plank effect in accordance with the specific wood character of the floor. For example, darker grooves highlight the weathered character of your floor while lighter grooves can soften the appearance.



# FLOOR SO UNIQUE?



4.

ELEGANT PLANK SIZE



5.

PREMIUM QUALITY



6.

UNIQUE TOTAL PACKAGE



Quick-Step believes there exists an **optimal plank size**. Our objective is to design the most beautiful floor. Therefore, we don't allow production constraints to dictate the plank sizes we can produce. We start from the most aesthetically pleasing length-width ratio and develop our machinery around it - not the other way around. As a result of this approach, the Livyn collection offers **unique, long plank formats** with an **optimal length-width** ratio. Perfect and elegant.

Quick-Step is all about premium quality. Technical tests are performed at our **own research centre** to guarantee the **strictest quality requirements** are applied, ensuring our floors can withstand almost any conditions. For this reason Quick-Step can offer a **minimum 20 years warranty** on its Livyn collection.

Not many other floor specialists can deliver the same **total service** as Quick-Step. Our service not only includes the floor but also the installation tools and a maintenance kit, so we can guarantee the total quality of your floor. In addition, Quick-Step **experts** in retail shops can give you the **best tips** for installation, finish and maintenance of your floor.

# INSPIRING LIFESTYLES WITH LIVYN









# PURE

CÉRUSÉ OAK DARK GREY BROWN – ESV006

The lined and matt structure of the Cérusé Oak provides a soft and sleek look.





CLASSIC OAK LIGHT BEIGE – ESV001



CLASSIC OAK LIGHT BEIGE  
– ESV001

## Remember

The strong and durable surface layer makes Livyn floors ideal for spaces which are used intensively.







# NATURAL

CÉRUSÉ OAK LIGHT BEIGE – ESV005

Admire and feel the natural elements in the earthly colours, the raw materials ... and the floor. The delicate lines of Cérusé Oak create a relaxed atmosphere in your home. The elegant V-grooves have the same colour as the floor strips, which softens the floor's character.



CLASSIC OAK GREY BROWN – ESV003

The Classic Oak Grey Brown creates an inviting atmosphere thanks to its stylish wood structure and it makes a classic interior like this one even more charming.





BLACKBUTT – ELT035


These long Blackbutt and Spotted Gum planks will give your home the authentic look of Australian Eucalyptus. The classic Australian designs are ideal for care free and casual living, with all the benefits of Livyn.





SPOTTED GUM – ELT036

SPOTTED GUM – ELT036



## Remember

Livyn also has a warm feel and it's perfectly suited for under floor heating.





PATINA OAK NATURAL – ESV009

The rustic planks of Patina Oak have saw cuts and cracks to create a distinctive look. The light, matt patina effect softens the floor's appearance.





RECLAIMED OAK LIGHT GREY – ESV010



## Remember

Accidents can happen. Quick-Step® Livyn fortunately has a sealed surface which means dirt cannot penetrate into the floor and you are able to clean the floor with water.



The V-grooves create attractive contrasts and enhance the weathered character of the floor.





# CHARMING


CLASSIC OAK NATURAL – EST002

Your kitchen is always bright with the natural oak pattern of Classic Oak. The attractively balanced wood lines have a tactile surface structure to give the floor more depth.





PATINA OAK LIGHT WHITE – ESV007



PATINA OAK LIGHT WHITE – ESV007

## Remember

The waterproof Livyn floors are suitable for bathrooms, laundries, kitchens and every other room in the home.



WALNUT GREY – ESV012

The Patina Oak is a real eye-catcher with its interplaying lines. A subtle gloss in the right places highlights the softly weathered wood structure even more.



WALNUT DARK – ESV013



WALNUT DARK – ESV013



The typical wood grain structure and glossy coating give the warm colour scheme of the Walnut Dark and the Merbau floors even more style.





# VIBRANT

MERBAU – ESV015

Livyn floors by Quick-Step® offer a solid foundation for a playful, contemporary mix of designs. Their durable surface layer ensures a long life while your interior continues to evolve.





PAINTED OAK LIGHT WHITE – ESV016

Accessories and furniture with a salvaged look are all the fashion.  
The Painted Oak floor brings the same original wood appearance to your home.





PATINA OAK LIGHT GREY – EST008



## QUICK-STEP® FLOOR ADVISOR

Are you curious to know how **your home** would look with Livyn by Quick-Step®? Visit [www.quick-step.com.au](http://www.quick-step.com.au) today and try our on-line floor advisor! Upload a photo of your interior, select your favourite floor and see which floor looks best in your home!

## Remember

Footprints are wiped away easily on Livyn floors which are easy to clean.



# HOW TO CHOOSE?

## LOOSE LAY

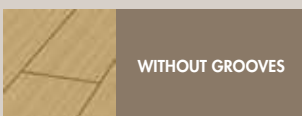
### Super-sized extra matt planks

The new Essential Loose Lay collection offers extra large vinyl planks with an exceptional matt-gloss level and realistic surface structures. These super-sized 1500mm planks are unique in the market and are available in original Australian wood designs.

### Fast and easy installation

Thanks to its super large and loose lay format, Essential Loose Lay is perfect for the DIY enthusiast. Simply place the planks on the floor and push the ends together. With the Anti-Slip True Grip technology on the bottom, the planks won't move an inch.\*

\*It is recommended to glue down Essential Loose Lay when the room is exceeding 25m<sup>2</sup>. Please read the installation instructions on [www.quick-step.com.au](http://www.quick-step.com.au)



WITHOUT GROOVES

### ESSENTIAL LOOSE LAY

PU  
COATED



**25**  
YEAR  
WARRANTY  
DOMESTIC USE


1500 x 185 x 5 mm 0.55mm top layer  
= 5 = ± 1.39 m<sup>2</sup>

### TIP

Watch the installation demo on our website [www.quick-step.com.au](http://www.quick-step.com.au)



# GLUE



## Optimal length-width ratio

Featuring a unique plank size with an optimal length-width ratio, the glue down option within the Quick-Step Livyn Essential range is a more permanent option which is more solid, strong underfoot and dependable.

## Solid laying method

If you prefer to glue down your floor, then the Essential and Essential V4 ranges are perfect for you! These ranges need to be glued down. Luckily Quick-Step provides the full solution to you by offering the European fibre reinforced Quick-Step glue.



**PU**  
COATED



**20**  
YEAR  
WARRANTY

DOMESTIC USE

1372 x 184 x 2 mm 0.2mm top layer  
= 15 = ± 3.789 m<sup>2</sup>

**PU**  
COATED



**20**  
YEAR  
WARRANTY

DOMESTIC USE

1393 x 185 x 2 mm 0.2mm top layer  
= 15 = ± 3.866 m<sup>2</sup>

# DISCOVER THE COMPLETE LIVYN COLLECTION

## Remember

A Livyn floor can cover your entire interior. It is both soft and warm in your living room, as well as a water resistant and clean solution for your bathroom.





# ESSENTIAL

PLANKS WITH OPTIMAL LENGTH-WIDTH RATIO,  
UNIQUE MATT GLOSS LEVEL & NO BEVEL

LENGTH: 1372 MM | WIDTH: 184 MM | THICKNESS: 2 MM | 1 BOX\*: 15 PLANKS: ± 3.789 M<sup>2</sup>  
1 PALLET: 60 BOXES: ± 227.34 M<sup>2</sup>



PATINA OAK LIGHT GREY  
EST 008

PAGE 23



CLASSIC OAK NATURAL  
EST 002

PAGE 18



BLACKBUTT  
EST 035



SPOTTED GUM  
EST 036

PU  
COATED



20  
YEAR  
WARRANTY  
DOMESTIC USE

# ESSENTIAL V4

PLANKS WITH OPTIMAL LENGTH-WIDTH RATIO,  
WITH BEVEL

LENGTH: 1393 MM | WIDTH: 185 MM | THICKNESS: 2 MM | 1 BOX\*: 15 PLANKS: ± 3.866 M<sup>2</sup>  
1 PALLET: 48 BOXES: ± 185.568 M<sup>2</sup>



PATINA OAK LIGHT WHITE  
ESV 007

PAGE 19



PAINTED OAK LIGHT WHITE  
ESV 016

PAGE 22



CÉRUSÉ OAK LIGHT BEIGE  
ESV 005

PAGE 12



RECLAIMED OAK LIGHT GREY  
ESV 010

PAGE 17



PATINA OAK NATURAL  
ESV 009

PAGE 16



CLASSIC OAK LIGHT BEIGE  
ESV 001

PAGE 11



WALNUT GREY  
ESV 012

PAGE 19



CÉRUSÉ OAK DARK GREY BROWN  
ESV 006

PAGE 10



CLASSIC OAK GREY BROWN  
ESV 003

PAGE 13



MERBAU  
ESV 015

PAGE 21



WALNUT DARK  
ESV 013

PAGE 20

PU  
COATED



20  
YEAR  
WARRANTY  
DOMESTIC USE



# ESSENTIAL LOOSE LAY

EXTRA LONG VINYL PLANKS WITH  
UNIQUE MATT GLOSS LEVEL

LENGTH: 1500 MM | WIDTH: 185 MM | THICKNESS: 5 MM | 1 BOX\*: 5 PLANKS: ± 1.39 M²  
1 PALLET: 110 BOXES: ± 152.9 M²



PATINA OAK LIGHT GREY  
ELT 008



CLASSIC OAK NATURAL  
ELT 002



BLACKBUTT  
ELT 035

PAGE 14



SPOTTED GUM  
ELT 036

PAGE 15

PU  
COATED



**25**  
YEAR  
WARRANTY  
DOMESTIC USE

# EASY TO INSTALL



## GLUES

The Quick-Step® range now also includes a special glue for Livyn floors, the Quick-Step® Livyn glue. This glue is of the highest quality and was specially developed in conjunction with the glue specialist Soudal.

### Why use Quick-Step® Livyn glue?

- ▶ **Spreads easily**, guarantees fast adhesion AND also offers the highest strength;
- ▶ **Doesn't run out after spreading** and provides the best dimensional stability in the market despite its elasticity;
- ▶ **Helps to prevent gaps in the floor** caused by temperature differences;
- ▶ **Damp-proof** and therefore ideal for a Livyn floor;
- ▶ Perfectly suitable for under **floor heating**.



QSVGLUE15

CONTENTS: 15 kg = FOR GLUING 50m<sup>2</sup>

### TIP

For best results, always start with a level subfloor. Make sure it's completely dry, dust-free and grease-free. For more advice about preparing and installing your floor, visit [www.quick-step.com.au](http://www.quick-step.com.au) or visit one of the Quick-Step® sales outlets.



# EASY TO MAINTAIN



The day has come when your Quick-Step® Livyn floor is installed and finished. All you need to do now is keep it clean.

## Carefree enjoyment

Quick-Step® Livyn floors are very easy to clean thanks to the sealed, hygienic surface layer. They are completely waterproof so you can clean them with a wet cloth.

The easy-to-use **Quick-Step® maintenance kit** can help you with this chore. This kit comes with a mop holder with an easily adjustable handle, a washable microfibre cloth and the Quick-Step® Clean cleaning product.

Also available separately:

- ▶ **Quick-Step® Cleaning mop** QSMRC
- ▶ **Quick-Step® Cleaning product** 750ml QSM750



Sydney	Tel.: (02) 9982 3777
Melbourne	Tel.: (03) 9798 0808
Brisbane	Tel.: (07) 3273 3111
Adelaide	Tel.: (08) 8262 8666
Tasmania	Tel.: (03) 9798 0808
Northern Terr.	Tel.: (08) 8262 8666
Perth	Tel.: (08) 9240 1966

Commercial Division Tel.: (03) 9798 0808

## ► TRY OUR FLOOR ADVISOR

Curious to know what Livyn would look like in your own interior?

Visit [www.quick-step.com.au](http://www.quick-step.com.au) and try our online Floor Advisor: upload a picture, select your favourite floors and see which floor fits best.



## ► FOLLOW US ON



[www.facebook.com/QuickStepFloors](http://www.facebook.com/QuickStepFloors)



[www.youtube.com/user/quickstepfloor](http://www.youtube.com/user/quickstepfloor)  
[www.youtube.com/user/PremiumFloorsAU](http://www.youtube.com/user/PremiumFloorsAU)



<https://plus.google.com/+quickstep>



[www.pinterest.com/quickstepfloor](http://www.pinterest.com/quickstepfloor)



@QuickStepFloor

## ► QUICK-STEP® STORE

